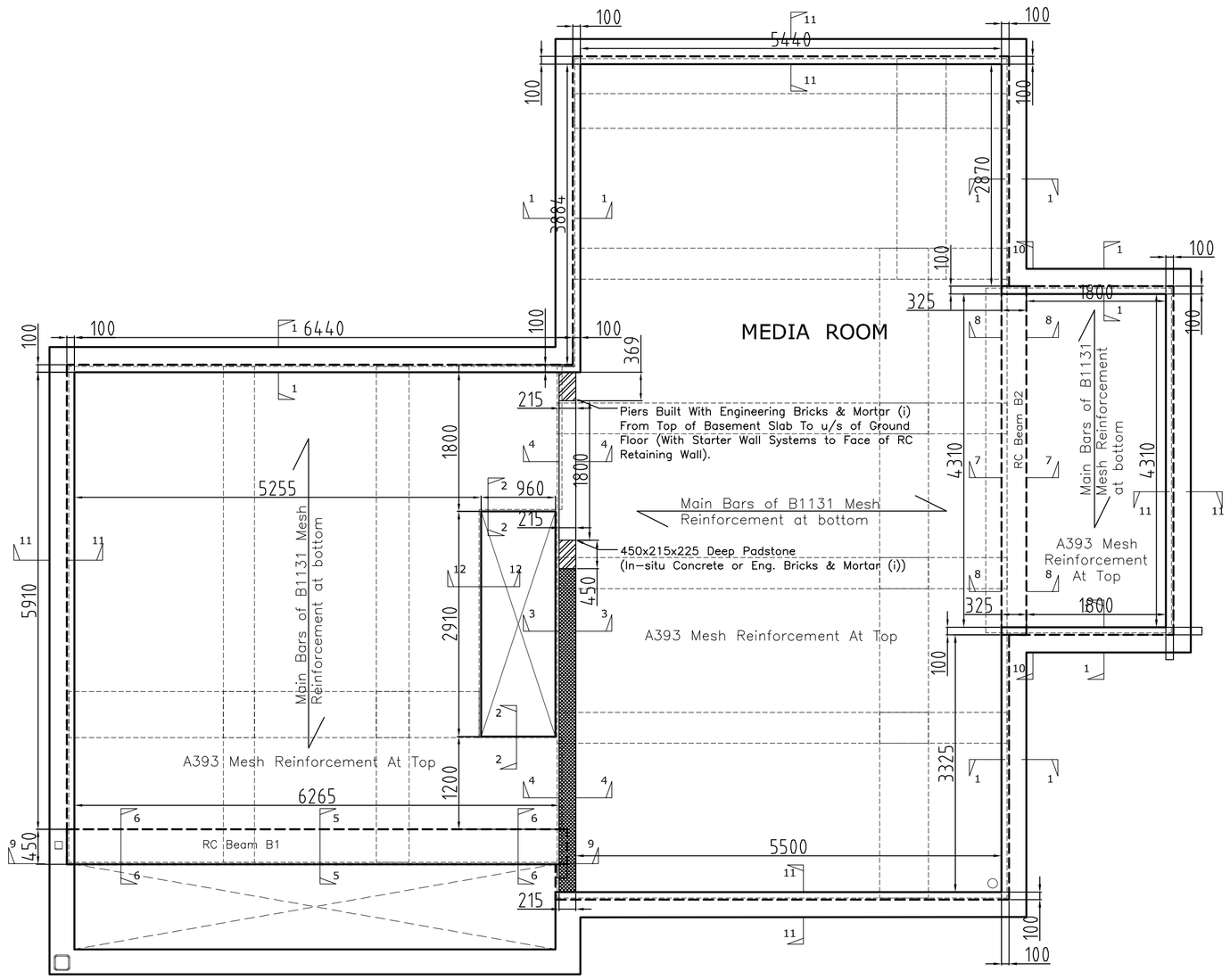

BASEMENT PLAN
(SHOWING REINFORCED CONCRETE SLAB AT GROUND FLOOR)
Scale 1:50

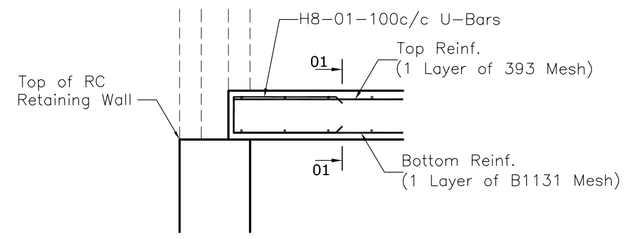

TYPICAL SECTION 1-1
Scale 1:20

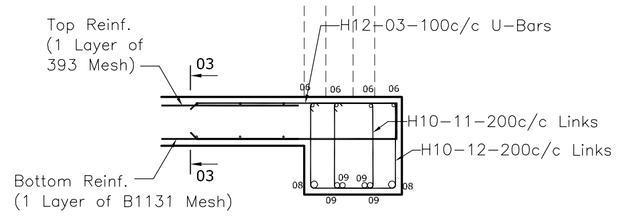

TYPICAL SECTION 5-5
Scale 1:20

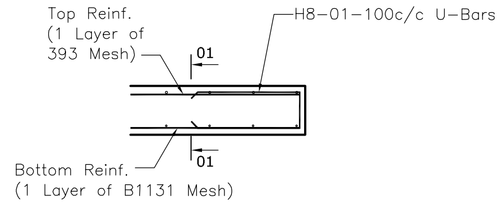

TYPICAL SECTION 2-2
Scale 1:20

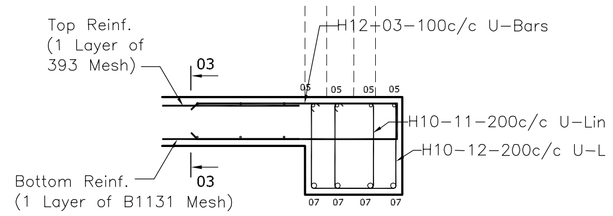

TYPICAL SECTION 6-6
Scale 1:20

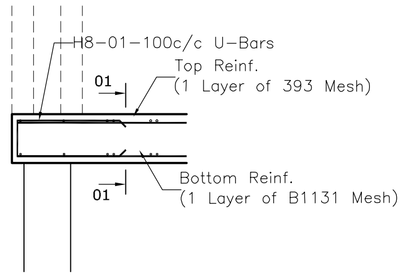

TYPICAL SECTION 3-3
Scale 1:20

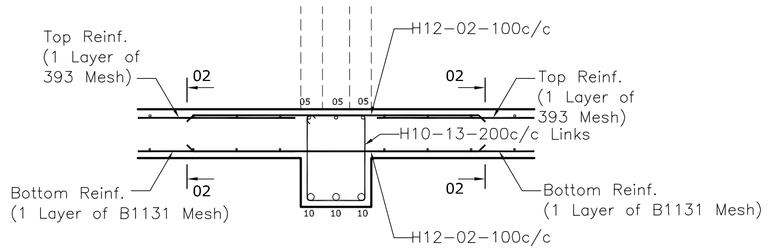

TYPICAL SECTION 7-7
Scale 1:20

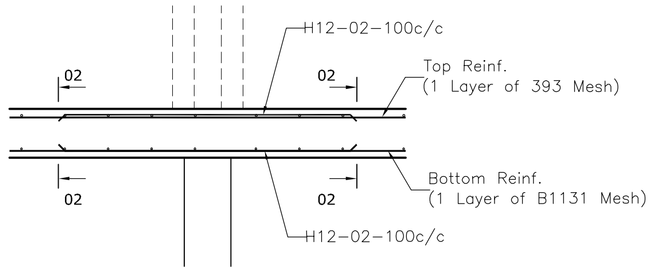

TYPICAL SECTION 4-4
Scale 1:20

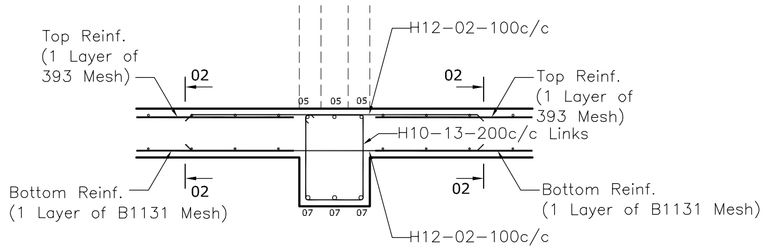

TYPICAL SECTION 6-6
Scale 1:20

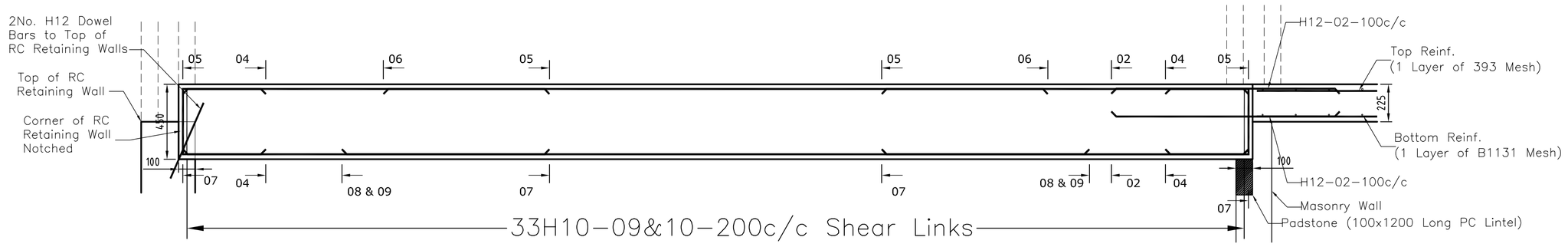

TYPICAL SECTION 9-9
Scale 1:20

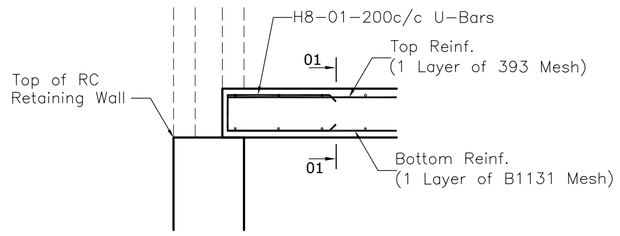

TYPICAL SECTION 11-11
Scale 1:20

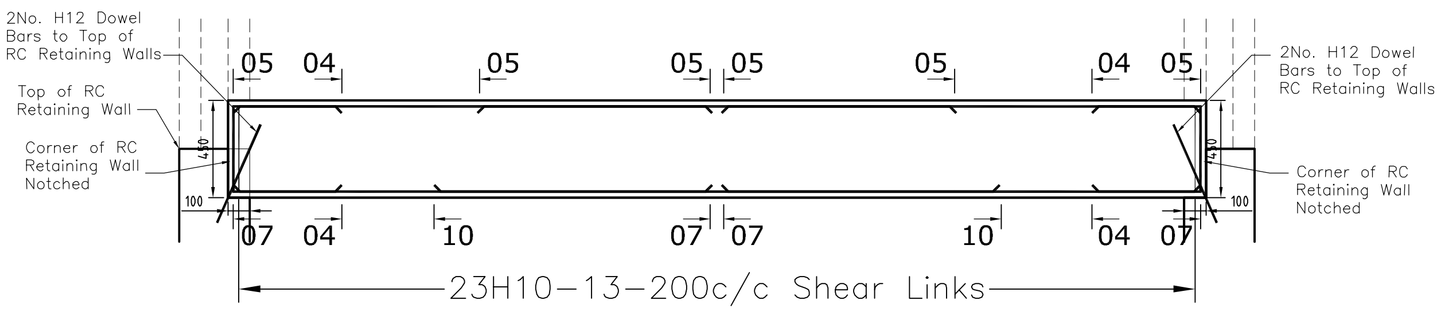

TYPICAL SECTION 10-10
Scale 1:20

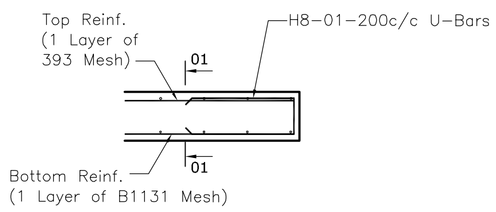

TYPICAL SECTION 12-12
Scale 1:20

GENERAL NOTES

A1

THIS DRAWING SHOULD BE READ IN CONJUNTION WITH ALL OTHER DRAWINGS BY CISTEC AND DRAWINGS BY ARCHITECT'S.

ALL WORKING DIMENSIONS TO BE CHECKED ON SITE.

DO NOT SCALE.

ANY DISCREPANCIES BETWEEN DRAWINGS OF DIFFERENT SCALES AND BETWEEN DRAWINGS AND SPECIFICATION WHERE APPROPRIATE TO BE NOTIFIED TO THE ENGINEER FOR DECISION.

COPYRIGHT RESERVED. THIS DRAWING MAY ONLY BE USED FOR THE CLIENT AND LOCATION SPECIFIED IN THE TITLE BLOCK. IT MAY NOT BE COPIED OR DISCLOSED TO ANY THIRD PARTY WITHOUT THE PRIOR WRITTEN CONSENT OF CISTEC.

PRIOR TO ANY WORK BEING COMMENCED ON SITE, THE ENGINEER SHOULD BE CONTACTED REGARDING THE CURRENT STATUS OR REGULATORY TECHNICAL APPROVAL OF THIS DRAWING.

Rev	Amendment	By	Date
P1	First issue.	CST	23.09.13

cistec®
CHARTERED CIVIL & STRUCTURAL ENGINEERING CONSULTANTS

Suite 121, Milton Keynes Business Centre, Foxhunter Drive, Linford Wood, Milton Keynes, MK14 6GD.
t.01908 686855 f.01908 410333 www.cistec.net e.info@cistec.net

Client
Mr Martin Jenkins

Drawing
REINFORCED CONCRETE GROUND FLOOR SLAB LAYOUT & DETAILS

Project
136 GOLDINGTON ROAD, BEDFORD

Scale 1:50 @ A1 | Date 23.09.2013 | Approved AA

Drawing no. 1177 - 305 P1

©The enclosed drawing and design remains the copyright of CISTEC Design LLP unless or until agreement is made in writing. The information may not be copied, distributed or changed in any form without prior written consent.

STATUS: PRELIMINARY & FOR COMMENTS ONLY