PROPOSED GROUND FLOOR PLAN

(Showing Ground Floor & Indicative Foundation Layout)
NEW AND EXISTING FOUNDATIONS AND DRAINAGE TO BE FINALISED.
GROUND FLOOR TO BE SUSPENDED 225mm DEEP PC BEAM & BLOCKS.
* = DOWEL BARS AT THE JUNCTION EXISTING & NEW FOUNDATIONS
AND PAD & TRENCH-FILL/STRIP FOUNDATIONS.

NOTES

FOR GENERAL NOTES, TYPICAL SECTIONS AND DETAILS REFER TO DRAWING 1280 - 300.

A0

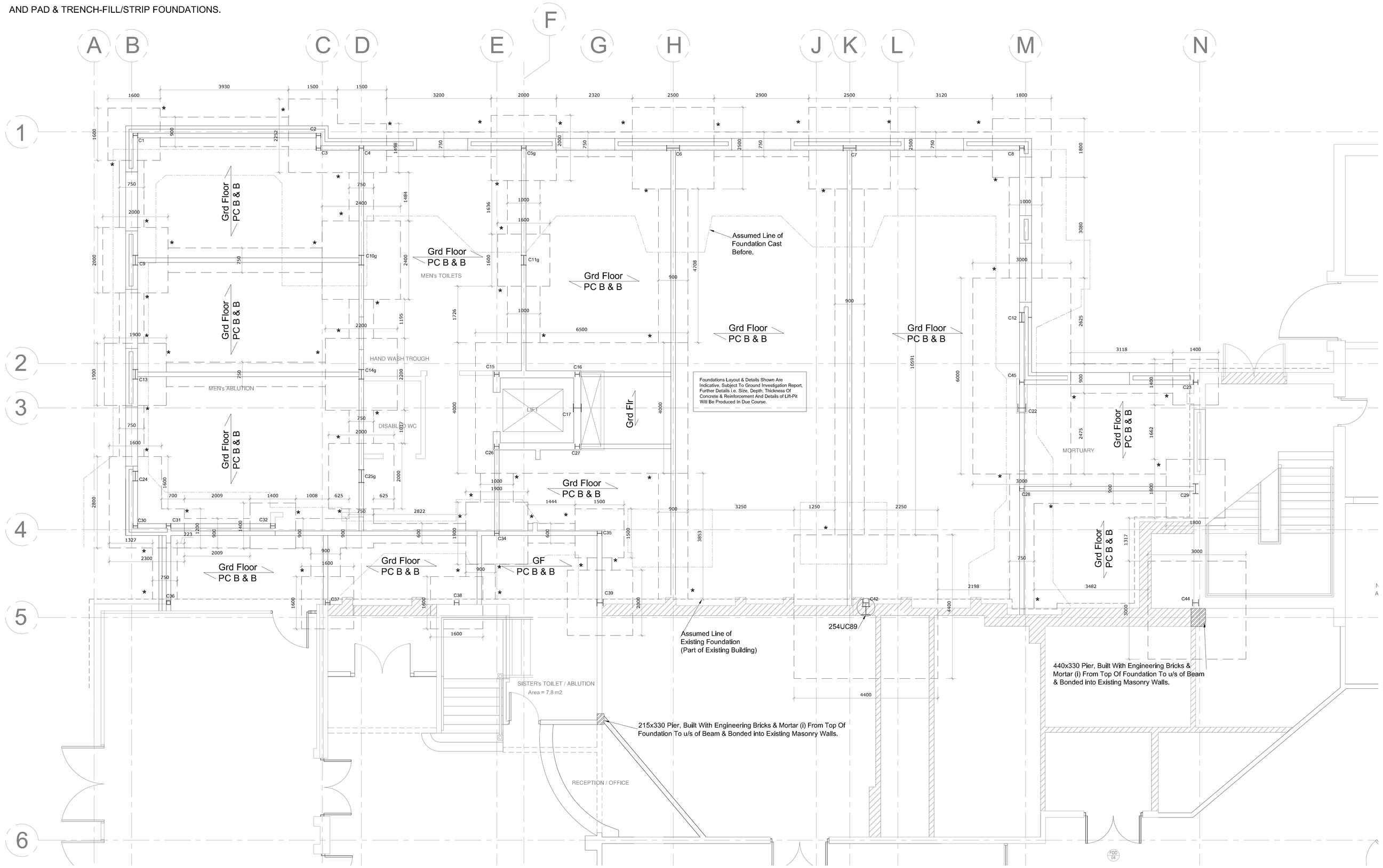

Rev	Amendment	By	Date
P1	First Issue, preliminary for comments only.	CST	24.10.13
P2	Preliminary for comments only.	CST	30.12.13
P3	For Tender & Comments Only.	CST	02.01.14

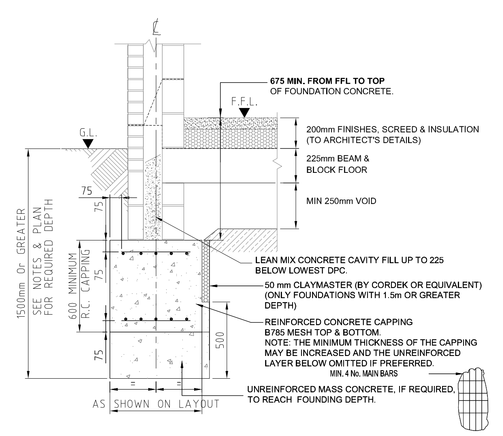

EXTERNAL WALL FOUNDATION WHERE CLAYMASTER REQUIRED
SCALE 1:20

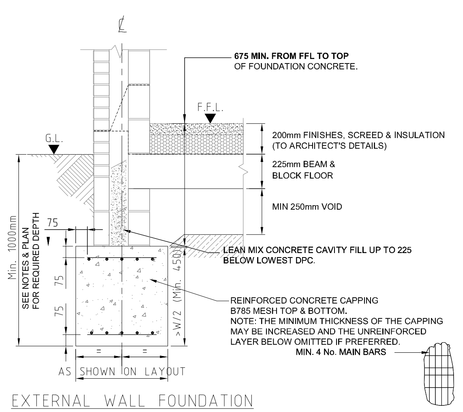

EXTERNAL WALL FOUNDATION
SCALE 1:20

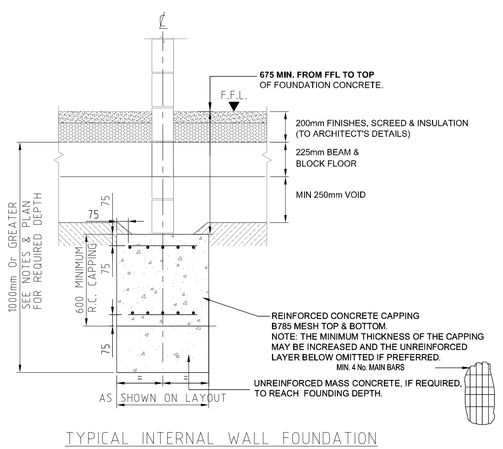

TYPICAL INTERNAL WALL FOUNDATION
SCALE 1:20

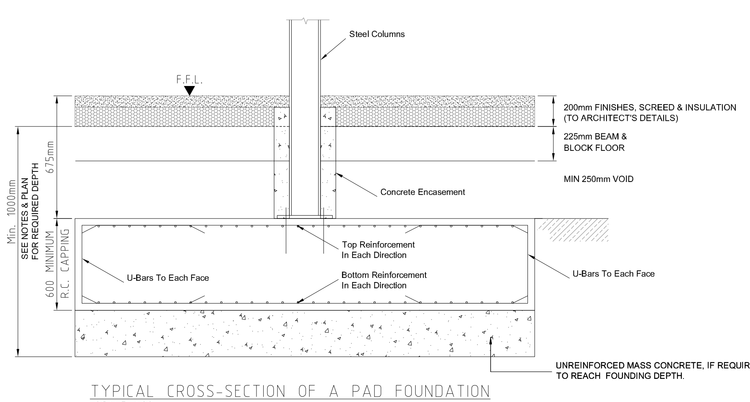

TYPICAL CROSS-SECTION OF A PAD FOUNDATION
SCALE 1:20

MINIMUM OVERLAP L = TWICE HEIGHT OF STEP, OR THICKNESS OF FOUNDATION, OR 300mm, WHICHEVER IS GREATEST

S SHOULD NOT BE GREATER THAN T

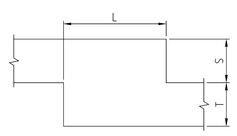

STEPPED FOUNDATION DETAIL
SCALE N.T.S.

CISTEC
CHARTERED CIVIL & STRUCTURAL ENGINEERING CONSULTANTS
Suite 121, Milton Keynes Business Centre, Foxhunter Drive, Linford Wood, Milton Keynes, MK14 6GD.
t.01908 666655 f.01908 410333 www.cistec.net e.info@cistec.net

Client
Hounslow Mosque Trustee Committee

Drawing
STRUCTURAL ENGINEERING GROUND FLOOR, FOUNDATIONS & TYPICAL CROSS-SECTIONS.

Project
Honslow Jamia Mosque

Scale	Date	Approved
as noted @ A0	Sep. 2013	AA

Drawing no. 1280-301 P3

STATUS: TENDER

©The enclosed drawing and design remains the copyright of CISTEC Design Ltd unless or until agreement is made in writing. The information may not be copied, distributed or changed in any form without prior written consent.